

# HOW TO USE **LEARN-AT-HOME** MENUS

Dear Families,  
Please have your student complete  
two or more activities from the  
weekly menus each Monday through  
Thursday. On Fridays your child can  
watch a movie and choose activities  
from the Movie Day Menu.

Happy Learning!

Sincerely,

---



# HOW TO USE **LEARN-AT-HOME** MENUS


Dear Families,  
Please have your student complete  
two or more activities from the  
weekly menus each Monday through  
Thursday. On Fridays your child can  
watch a movie and choose activities  
from the Movie Day Menu.

Happy Learning!

Sincerely,


---





# LEARN-AT-HOME MENU

## WEEK 1



Color the box when you finish each activity.

Draw a map of your bedroom. Measure the distance between the furniture you drew with a ruler.

Make different landforms out of Play Doh or clay. Ask a family member to guess which landform it is.

Make paper airplanes with a friend or sibling. Measure to see whose plane flies the farthest.

Write a letter to your teacher. Tell him or her what you have been doing while at home.


Make a list of your favorite book characters. Then put the names in list in alphabetical order.

Make a card for a family member who lives far away. Write a letter inside and send it to them.

Design an indoor treasure hunt. Make a map for your family and friends to find hidden things in your house.


Draw a comic strip to show something funny that happened with you and a friend.

Create your own bingo cards and have a bingo tournament.



# LEARN-AT-HOME MENU

## WEEK 2



Color the box when you finish each activity.

Create a travel brochure for a place you would like to visit. Do research online for things to do there. Include them in your brochure.

Make puppets out of old socks. Write a script for a play your puppets can do for an audience.

Go online to [SteveSpanglerscience.com](http://SteveSpanglerscience.com). Find a simple science experiment to do or watch fun science videos.

Draw invisible pictures with white crayons on white paper. Carefully paint the paper to reveal the picture!


Get a bag of Skittles or M&M's. Make a graph of the different colors inside.

Build a bridge with toothpicks and marshmallows. Test your bridge to see how much weight it can hold.

Write a story and illustrate it to make a book. Give your book a title.


Make a time capsule for your family. Decorate a small box to keep it in.

Turn off all the lights in your room and read a book with a flashlight.



# LEARN-AT-HOME MENU

## WEEK 3



Color the box when you finish each activity.

Make a chlorophyll painting. Draw a nature picture then gather some green leaves. Rub the leaves on your picture to color it in.

Make a mailbox out of folded paper. Write a note to each of your classmates to give them when you return to school.

Create a timeline of your life. Start with the date you were born. Glue on pictures and include dates of important events.

Read a book that has a movie version. Watch the movie, and make a list of how the book and movie are the same or different.


Make bubbles. Use dish soap, water and a straw. Go outside and see how big you can blow a bubble.

Make a word search with the names of your family and friends. Have one of them find all the names.

Soak a few lima beans in water for 5 min. Open one carefully and draw the parts of the seed.


Make pretend binoculars with paper tubes. Look through them to play **I Spy** with a friend or family member.

Plan a movie day. Do the **Movie Day Menu** activities when the movie is over.



# MOVIE DAY MENU

Write your answers on a sheet of paper. Color the box when you finish.

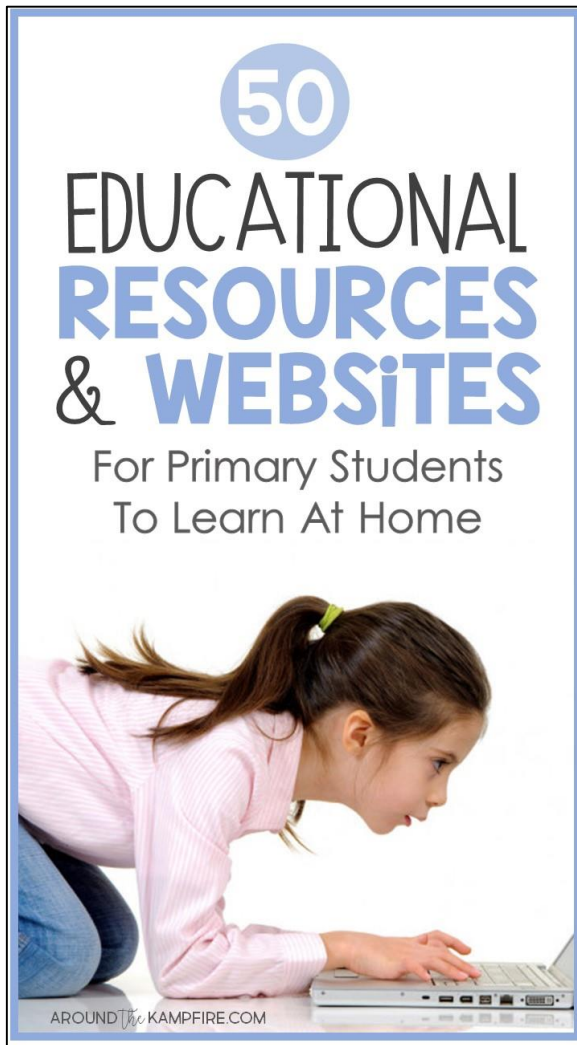


What was the name of the first movie you ever watched?	In the movie you just watched, who was the main character?	What was the problem the character faced?	How was the problem solved?
Write the names of 4 movies that made you laugh.	Make a list of all the movies about Superheroes you have seen.	What happened at the beginning, middle, and end of the movie?	Write the names of 3 movies that take place in another country.
How many letters are in the title of the last movie you saw?	Write 5 adjectives that describe snacks at a movie theater.	Write the names of 3 movies that were sad.	Make a list of the things you can eat at a movie theater.
Write the names of your favorite movie characters in ABC order.	How long do you think most movies last?	Write the names of 5 movies about animals.	What was the scariest movie you have seen?





# Hello teachers and parents



For more free educational websites, resources, and at-home learning activities visit [this post](#).

All of the websites in this large list are either always free, or offer a free 30-day trial.